

# Together for tomorrow



# Welcome

---



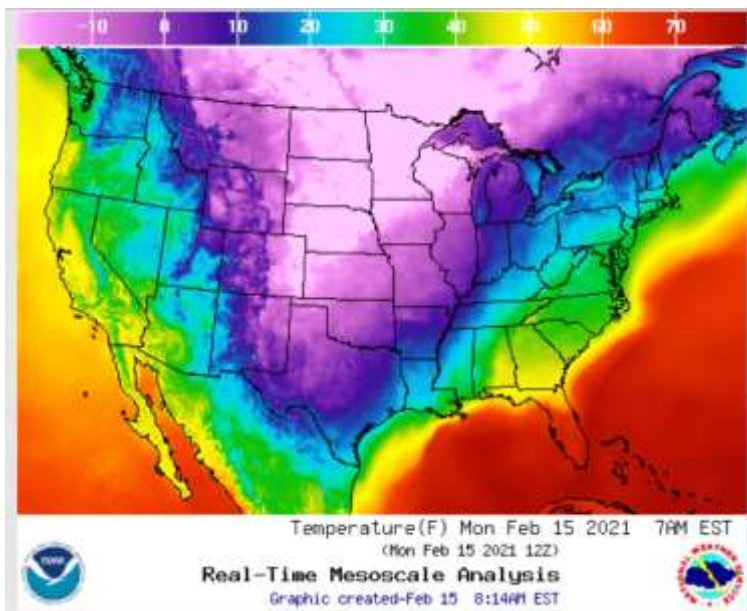
Paul Dhaen  
Manager, Storage & Transportation Sales

# Dawn Operations

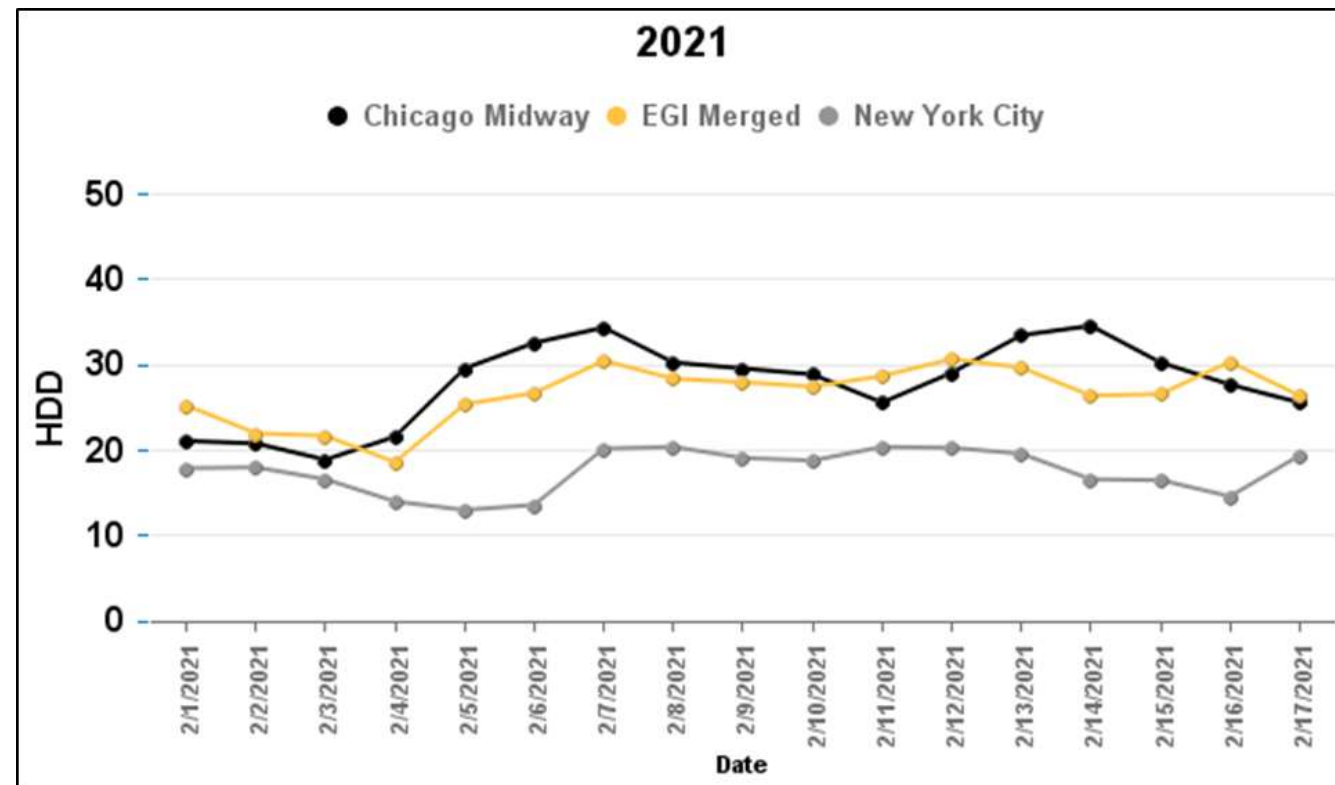
---

# Weather snapshot (February 1-17)

- EGI 14% colder than budget.
- Chicago was 38% colder than 20-year average.
- New York was 6% colder than 20-year average.

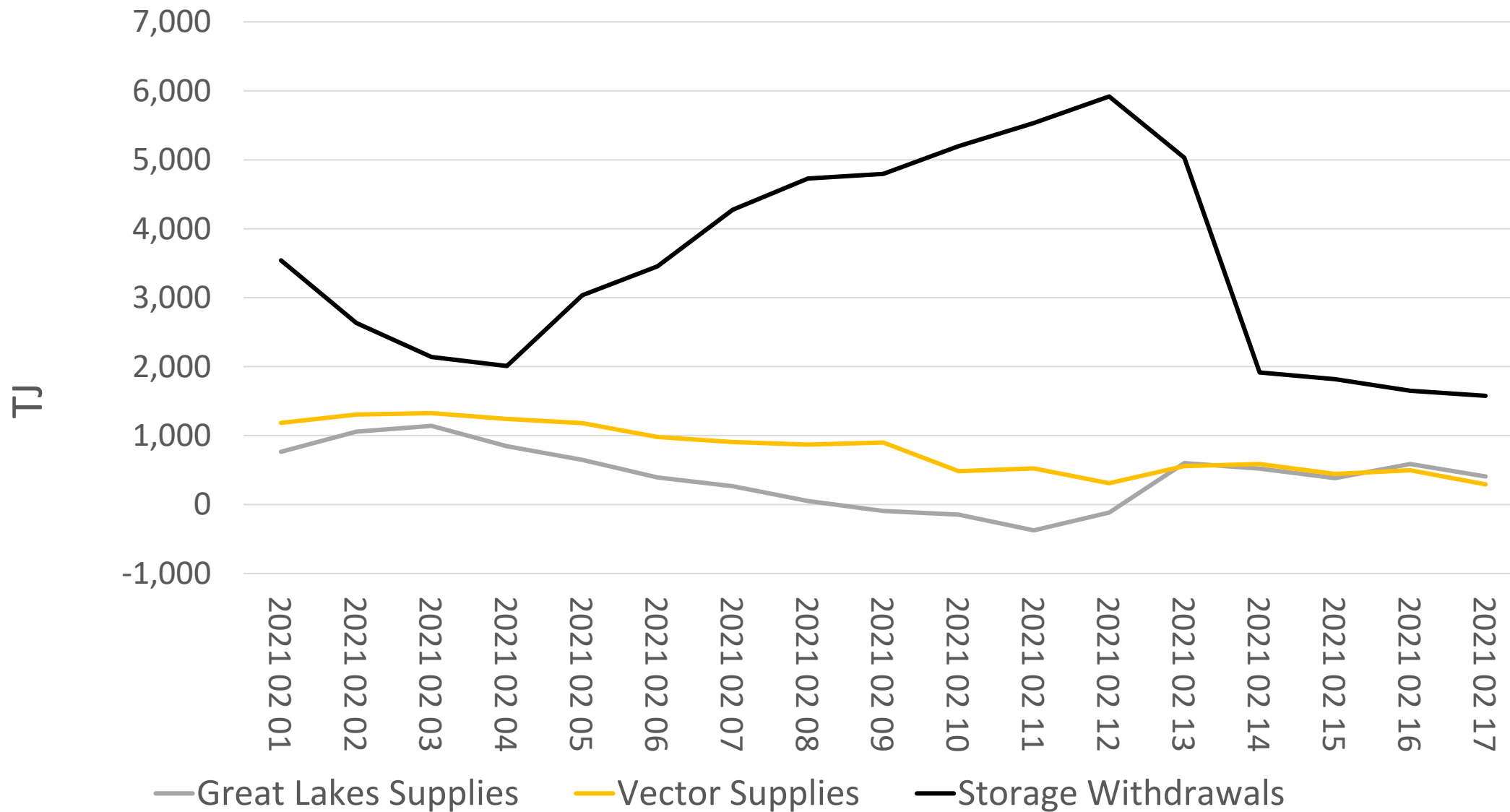


Source: NOAA – Feb 15<sup>TH</sup> Temperatures Degree F



Chicago colder than Ontario for most of this period.

# Storage withdrawals react to supply changes



## Top 10 storage withdrawal days

Rank	Date	Withdrawals (TJ)	Percent Full
1	01/30/19	-6,286	50.7%
2	02/12/21	-5,919	41.7%
3	02/11/21	-5,532	43.6%
4	01/01/18	-5,382	69.2%
5	01/31/19	-5,360	48.9%
6	01/02/18	-5,267	67.5%
7	01/07/15	-5,258	73.5%
8	01/29/19	-5,235	52.7%
9	02/10/21	-5,199	45.4%
10	12/28/17	-5,066	75.6%

Three new entrants in Top 10.

# Service impact



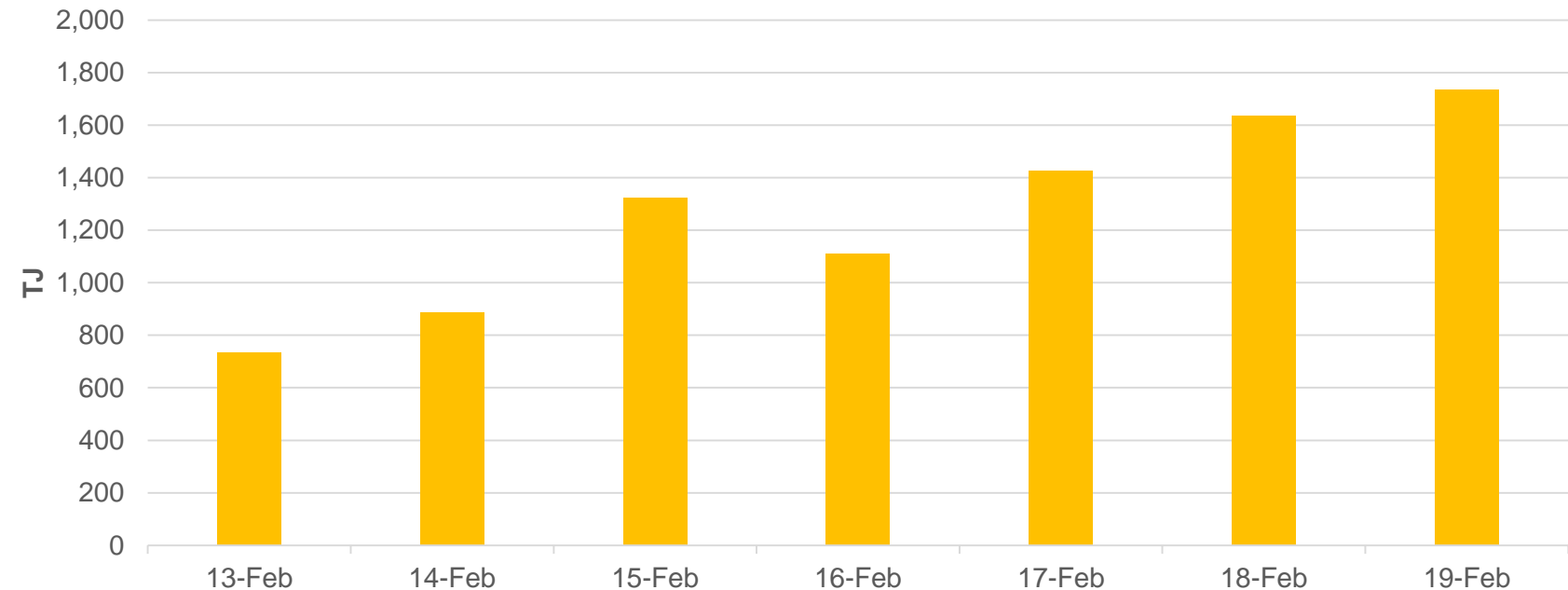
- **Transportation**

- No impact on Dawn to Parkway activity

- **Storage**

- Traffic light turned to yellow Feb.12
- Interruptible service scheduling reductions started Feb.13 and ended Feb 22

## Interruptible storage served



9 PJ's of interruptible withdrawals during the height of the “deep freeze”.

# Coming soon

---



# What's happening at Enbridge Gas

- Unionline rebranding May/June 2021: New look, same functionality
- Data reporting improvements
  - Twice a day updates to the Gas Day Summary Report
  - Twice a month updates to the Storage Inventory Report
  - Historical storage inventory data available on our website
- Spring customer webinar: April 22, 2021

Together  
for tomorrow

