

Enerline Balancing Transactions

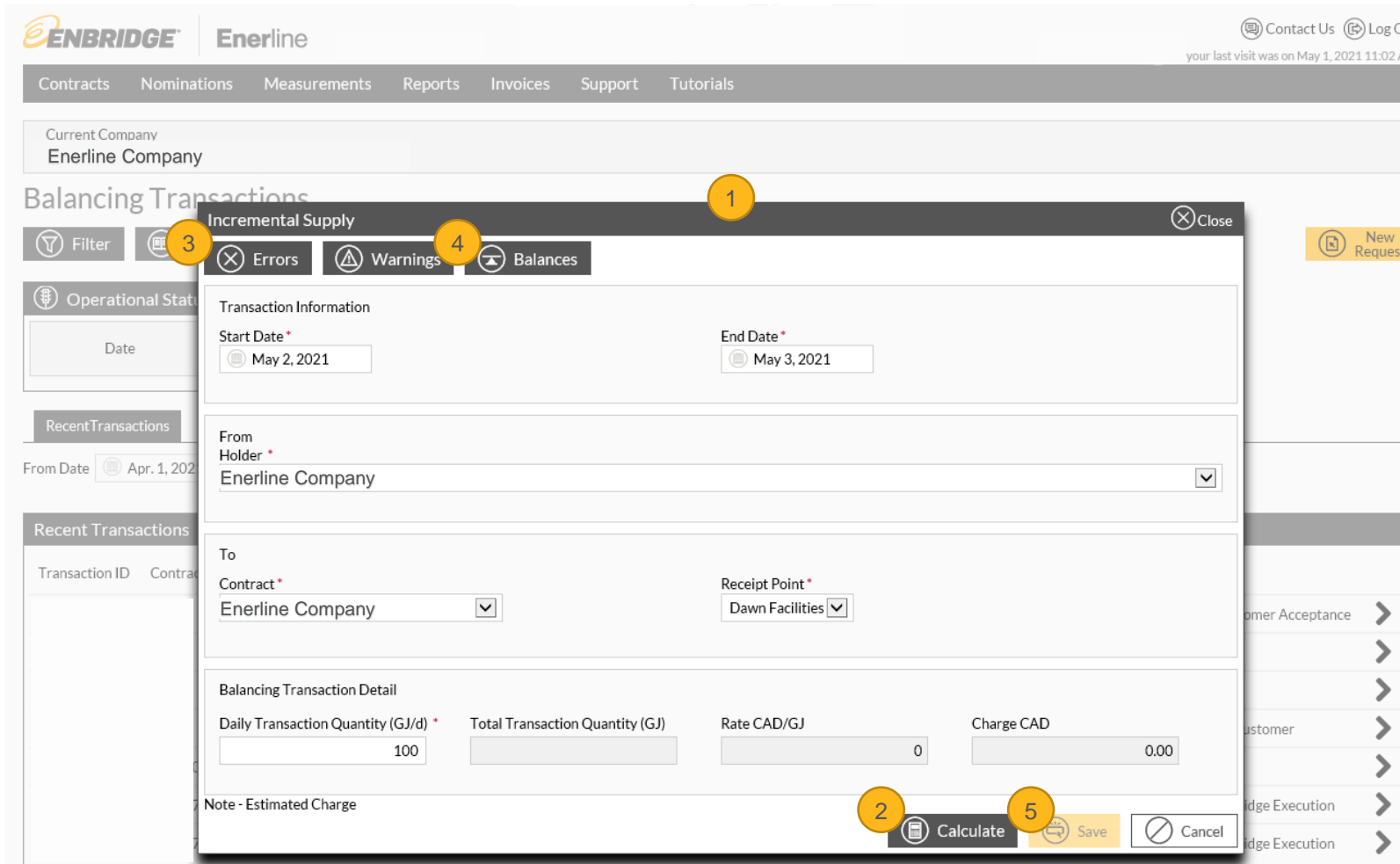
View (recent and historical), request and accept balancing transactions

The screenshot shows the Enerline web application interface. At the top, there is a navigation bar with the ENBRIDGE logo and 'Enerline' text. On the right, there are links for 'Contact Us' and 'Log Off', and a timestamp 'your last visit was on May 1, 2021 11:02 AM'. Below the navigation bar is a menu with items: Contracts, Nominations, Measurements, Reports, Invoices, Support, and Tutorials. A dropdown menu for 'Current Company' is open, showing 'Enerline Company'. The main heading is 'Balancing Transactions'. Below this, there are two buttons: 'Filter' (with a funnel icon) and 'Accept Transaction' (with a document icon). A 'New Request' button (with a plus icon) is also visible. Below these buttons is an 'Operational Status' section with a 'Date' field and a 'Status' field. At the bottom, there is a 'Recent Transactions' section with a date range selector (From Date: Apr. 1, 2021; To Date: Jun. 30, 2021) and a table of transactions.

Transaction ID	Contract ID	Contract Name	Transaction Type	Submit Date	Start Date	End Date	Daily Transaction Quantity (GJ/Day)	Total Transaction Quantity (GJ)	Status
000000	SA0000	Enerline Company	Ex-Franchise Transfer	May 1, 2021	May 2, 2021	May 2, 2021	10	(10)	Awaiting Customer Acceptance
000000	SA0000	Enerline Company	Incremental Supply	Apr. 11, 2021	Apr. 12, 2021	Apr. 12, 2021	10	10	Expired
000000	SA0000	Enerline Company	Incremental Supply	Apr. 6, 2021	Apr. 8, 2021	Apr. 12, 2021	100	500	Expired

- 1. Filter Button** allows you to customize the list of Balancing Transactions displayed on the Invoices screen. The number in the green indicator on the top right side of the button indicates how many Balancing Transactions have been filtered out.
- 2. Accept Transaction Button** displays a window with all the Balancing Transactions available to accept (subscriber must have the Balancing Transaction Approval Access Right). The number in the yellow indicator on the top right side of the button indicates the number of transactions currently available for acceptance.
- 3. New Request Button** allows you to request a new Balancing Transaction (if you have the Balancing Transaction Request Access Right).
- 4. Operation Status** shows 3 days of operational status. Find more details by clicking the **Button** to open the Operational Status page.
- 5. Recent Transaction Tab** allows you to view the recent Balancing Transactions based on the date range you select.

Enerline Balancing Transactions – New Request



1. **New Request Popup** allows you to enter all the data for the Balancing Transaction.
2. **Calculate Button** allows you to calculate the Total Transaction Quantity and Charge once all the mandatory fields are populated in the screen. This button will not become active until all the mandatory fields are populated.
3. **Errors and Warnings Buttons** each display a window with a details reason for the error or warning. Errors will have a red indicator on the top right corner of the button identifying the number of errors. You cannot save a Balancing Transaction if there are Errors present. Warnings will have a yellow indicator on the top right corner identifying the number of warnings. Balancing Transactions with Warnings can be saved and will require a manual review once submitted.
4. **Balances Button** provides you with an overview showing your Balancing Parameters, BGA variance based on any balancing executed since the last billing and the projected variance based on this new request.
5. **Save Button** allows you to save the Balancing Transaction. You will be directed to the New Request tab on the Balancing Transactions screen where you will be able to submit the request.

Enerline Balancing Transactions – New Requests



Current Company
Enerline Company

Balancing Transactions

Filter Accept Transaction

New Request

Operational Status

Date	Status

Recent Transactions New Requests

Newly requested Balancing Transactions must be submitted for approval and will not be saved in Enerline

New Balancing Transactions								
Transaction Type	From Contract/Holder	From Receipt Point	To Contract/Holder	To Receipt Point	Start Date	End Date	Daily Transaction Quantity (GJ/Day)	Total Transaction Quantity (GJ)
Incremental Supply	Enerline Holder		Enerline Company	Dawn Facilities	May 2, 2021	May 3, 2021	10	20

Submit All

Disclaimer:
 For contracts that have daily read accounts - transaction request results are based on actual consumption projected to the end of the current month. If there are cycle accounts attached they are not included when calculating the estimated consumption.
 For contracts that have all cycle read accounts - transaction request results are based on the most current Direct Purchase Status Report.

- New Request Tab** allows you to view, edit and/or submit your saved transactions.
- Delete Button** allows you to delete the transaction.
- >** allows you to view or edit the details of the Balancing Transaction before submitting.
- Submit All Button** allows you to submit the list of new Balancing Transactions.

Enerline Balancing Transactions – Accept Transaction

Current Company
Enerline Company

Balancing Transactions

 Filter  Accept Transaction ¹


 New Request


Accept Transaction


1 SA0000 >

2 Reason* (Mandatory when rejecting transaction)
Type a value

Note: Transaction must be executed by Enbridge before it is finalized

3  View Authorization Notice

4  Reject

5  Accept

1. **Transaction List** allows you to select the Balancing Transaction you would like to accept or reject.
2. **Reason Text Box** allows you to include a reason for accepting or rejecting a Balancing Transaction. A reason is mandatory when rejecting a transaction.
3. **View Authorize Notice Button** allows you to view the Authorization Notice for the selected Balancing Transaction.
4. **Reject Button** allows you to reject the selected Balancing Transaction.
5. **Accept Button** allows you to accept the selected Balancing Transaction.

Transaction (GJ)	Status	
(10)	Awaiting Customer Acceptance	>
000000 SA0000 Enerline Company Incremental Supply Apr. 11, 2021 Apr. 12, 2021 Apr. 12, 2021 10 10	Expired	>
000000 SA0000 Enerline Company Incremental Supply Apr. 6, 2021 Apr. 8, 2021 Apr. 12, 2021 100 500	Expired	>